


Year 2 Units of Measurement:

Mass



Learning Objective

- To identify and compare the mass of objects using balance scales.

Success Criteria

- I can identify the mass of objects by counting uniform informal units.
- I can compare the mass of objects using uniform informal units.

Mass

the
same as

heavier

heaviest

less
than


lightest

more
than


equal to

lighter

Find and compare the mass of the objects.




The stapler weighs 4
marbles.




The pencil case weighs
6 marbles.

The stapler is lighter than the pencil case.

Find and compare the mass of the objects.




The shoe weighs 11 marbles.




The book weighs 15 marbles.

The book is heavier than the shoe.

Find and compare the mass of the objects.




The bottle weighs 12 marbles.




The mug weighs 12 marbles.

The mug is the same as the bottle.

Find and compare the mass of the objects.




The eraser weighs 2 marbles.



The sharpener weighs 1 marble.

The eraser is heavier than the sharpener.

Find and compare the mass of the objects.



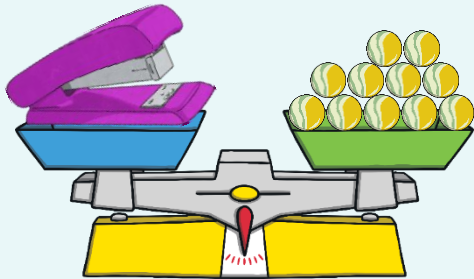
The paint tin weighs 15 marbles.




The tablet weighs 18 marbles.

The tablet is heavier than the paint tin.


Find and compare the mass of the objects.



The stapler
weighs
11 marbles.



The laptop
weighs
16 marbles.



The lunch box
weighs
14 marbles.

The stapler is the lightest.

The laptop is the heaviest.

