













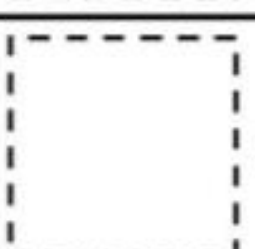



# How heavy is it?

Draw or paste in the objects your are going to weigh, weigh them with paper clips, write down how many paper clips each object weighs.

 = <u>    </u>  's	 = <u>    </u>  's
 = <u>    </u>  's	 = <u>    </u>  's
 = <u>    </u>  's	 = <u>    </u>  's
 = <u>    </u>  's	 = <u>    </u>  's

Olivia Walker Worksheets © 2019

Teacher's Note: there are more items here than you need, to make it easy to find some of these items in your classroom.

