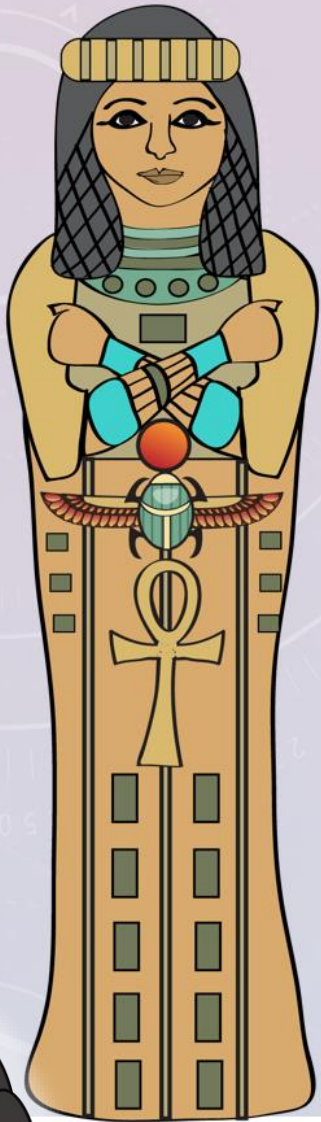


Lesson 1: Ancient Egyptians

Who were the Ancient Egyptians?



Main Input

Who were the Ancient Egyptians?

Ancient: from a time long ago

Egyptian: from a country

People lived in the River Nile in Egypt a long time ago, and the Ancient Egyptians started to grow crops.

The Ancient Egyptians were one of the greatest civilizations in the world, and they lived for 3000 years.

Main Input

Where is Egypt?

Egypt is a country in the north-east corner of Africa.

The climate is hot and dry, with plenty of desert. A large and important river called the Nile runs through Egypt.

Can you locate any other countries on the world map? Which ones are closest to Egypt? Which are furthest away?

Starter Activity

Become an Egyptologist!

An Egyptologist is somebody whose job it is to find out about ancient Egypt. An Egyptologist study a picture and find the different items in the picture and note down what it might tell you something about life in Ancient Egypt.

Resource 1a

Who were the Ancient Egyptians?

Lesson Objectives

- To find out when and where the Ancient Egyptians lived
- To use a timeline to explore key events from Ancient Egyptian Times

Resource 1b

Ancient Egyptian Timeline

Cut out the cards and place them in chronological order.

Cleopatra VII begins her reign as the last Pharaoh 51 BC	Early settlers made their home along the River Nile 5500 BC
Early hieroglyphic writing was being used 3500 BC	The Great Sphinx and Giza Pyramids were built 2550 BC
The Romans invaded Egypt and became part of the Roman Empire 31 BC	The first Pharaoh (King Narmer) united Upper Egypt and Lower Egypt 3100 BC
The Great Pyramids were built 2500 BC	King Tutankhamun ruled for 10 years 1332 BC

Resource 1c

Match the items

Work with a partner to explain what the words below mean.

ancient, pharaoh, hieroglyphics, Egypt, Nile

Circle these things when you find them:

- A pyramid
- A mummy
- A hieroglyph
- A crocodile
- A sphinx
- A statue of a god
- A scarab beetle
- A falcon
- A cartouche
- A papyrus plant
- A lotus flower
- A gold ring
- A silver bracelet
- A gold necklace
- A gold mask
- A gold collar
- A gold bracelet
- A gold anklet
- A gold earring
- A gold ring
- A silver bracelet
- A silver necklace
- A silver mask
- A silver collar
- A silver bracelet
- A silver anklet
- A silver earring
- A silver ring
- A silver bracelet
- A silver necklace
- A silver mask
- A silver collar
- A silver bracelet
- A silver anklet
- A silver earring
- A silver ring

When did the Ancient Egyptians live?

Look at the timeline. It is split into 2 sections: BC and AD. BC means before the birth of Jesus. AD means after the birth of Jesus.

Sections show the time of the pharaohs around the time of the birth of Jesus.

AD

For this history topic we will be focusing on the BC section of this timeline. We will focus in from the time of the first pharaoh around 3100 BC to the time the Romans invaded in 31 BC and Egypt became part of the Roman Empire.

Where would you place other history units you have studied on the timeline?

BC

Vocab challenge

Work with a partner to explain what the words below mean.

ancient, pharaoh, hieroglyphics, Egypt, Nile

Circle these things when you find them:

- A pyramid
- A mummy
- A hieroglyph
- A crocodile
- A sphinx
- A statue of a god
- A scarab beetle
- A falcon
- A cartouche
- A papyrus plant
- A lotus flower
- A gold ring
- A silver bracelet
- A silver necklace
- A silver mask
- A silver collar
- A silver bracelet
- A silver anklet
- A silver earring
- A silver ring



Who were the Ancient Egyptians?

Objectives

- To find out when and where the Ancient Egyptians lived
- To use a timeline to explore key events from Ancient Egyptian times



Become an Egyptologist!

An Egyptologist is somebody whose job it is to find out about Ancient Egypt.

Your first job as an Egyptologist is going to be to study a picture that was found in a real ancient Egyptian tomb.




Image source: British Museum / Public Domain

Use your sheet to find the different items in the picture and note down any clues from the picture that might tell you something about life in Ancient Egyptian times.



Who were the Ancient Egyptians?



Ancient: from a time long ago

Egyptian: from a country called Egypt

People lived in early settlements around the River Nile in Egypt from around 7000 years ago, and the Ancient Egyptian civilisation started to grow around 3100 BC.

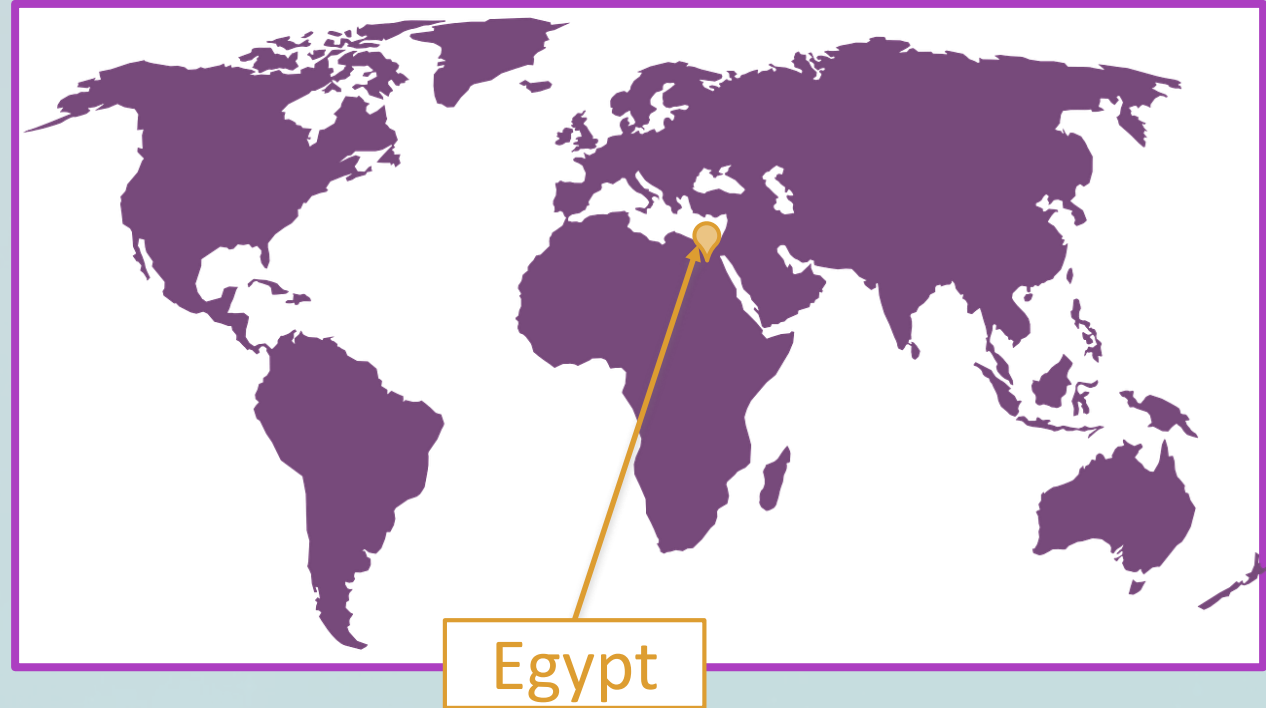
The Ancient Egyptian civilisation is considered one of the greatest in history, known for its inventiveness and power. It lasted for just over 3000 years.



Where is Egypt?

Egypt is a country in the north-east corner of Africa.

The climate is hot and dry, with plenty of desert. A large and important river called the Nile runs through Egypt.



Can you locate any other countries on the world map? Which ones are closest to Egypt? Which are furthest away?



When did the Ancient Egyptians live?

Look at the timeline. It is split into 2 sections: BC and AD. These sections show the time before and after historians started recording history around the time of the birth of Jesus.



For this history topic we will be focusing on the BC section of this timeline. We will focus in from the **time of the first pharaoh around 3100 BC to the time the Romans invaded in 31 BC and Egypt became part of the Roman Empire.**

Where would you place other history units you have studied on the timeline?



What were the Ancient Egyptians famous for?

- ✓ Building enormous **pyramids**
- ✓ Worshiping lots of **gods and goddesses** (they had over 2000 different ones!)
- ✓ Using the fertile land near the **River Nile** for successful farming
- ✓ Using a picture-based writing system called **hieroglyphics**
- ✓ Being ruled by powerful kings and queens called **pharaohs** (like Tutankhamun and Cleopatra)
- ✓ Going to great efforts to **preserve bodies** for the afterlife (you have probably seen pictures of Egyptian mummies and tombs)



Can you think of any more?



Egyptian Timelines

Your task is to make a timeline of some of the key events from Ancient Egyptian times.

Cut out the cards on your sheet and put them into **chronological** order.

Resource 1b
Ancient Egyptian Timeline

Cut out the cards and place them to make a timeline in chronological order.



 <p>Cleopatra VII begins her reign as the last Pharaoh</p> <p>51 BC</p>	 <p>Early settlers made their home along the River Nile</p> <p>5500 BC</p>
 <p>Early hieroglyphic writing was being used</p> <p>3500 BC</p>	 <p>The Great Sphinx and Giza Pyramids were built</p> <p>2550 BC</p>
 <p>The Romans invaded and Egypt became part of the Roman Empire</p> <p>31 BC</p>	 <p>The first Pharaoh (King Narmer) united Lower Egypt and Upper Egypt.</p> <p>3100 BC</p>
 <p>Alexander the Great invaded Egypt</p> <p>332 BC</p>	 <p>King Tutankhamun ruled for 10 years</p> <p>1332 BC</p>

 KS2History.com
Ancient Egyptians Lesson 1



Spot Check

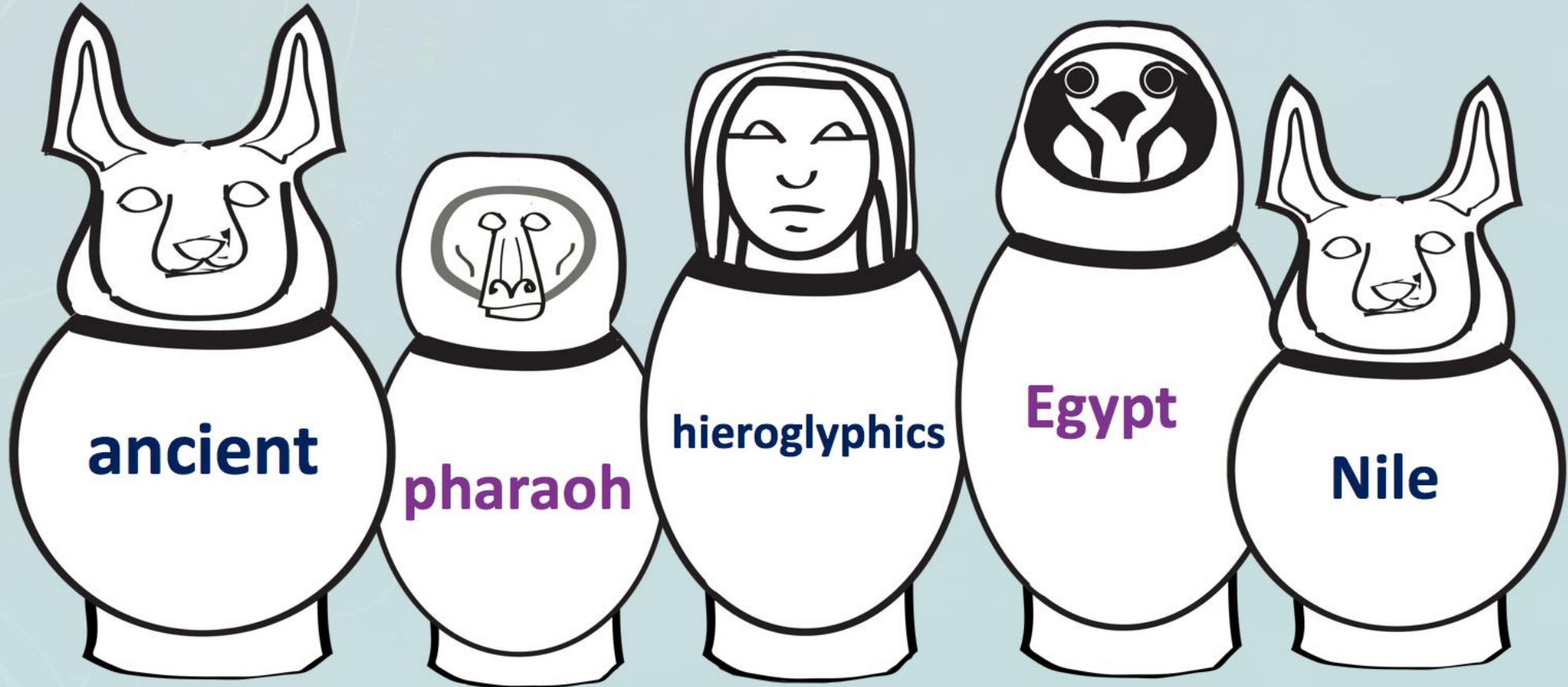


- What is the difference between **BC** and **AD**?
- Where is Egypt?
- When did the Ancient Egyptians live?



Vocab challenge

Explain what the words below mean.



Something to think about.



The image that we looked at earlier in this lesson has been used by historians to give clues about life in Ancient Egypt.

Imagine if historians thousands of years into the future found a picture that had clues about what your life is like in modern times. **What sort of clues would you want them to see?**




Image source: British Museum / Public Domain

