


Super Hero
Addition and
Subtraction Facts
Task Cards with QR Codes



Teacher Information

Use these task cards in math stations or as a Read the Room or Scoot Activity. Simply print out, cut (laminates if desired), and copy recording sheets for students. I like to store my task cards with recording sheets in a gallon zip top bag and keep them in a file cabinet.



Directions for Use

Students solve the problem on each task card, write it on the recording sheet, then scan the QR code to check their answers. They can also be used without scanning the QR codes.


To use QR codes:

Use any device (with a camera) and a QR code scanning app. Just open the app and align the QR code with the camera. The answer to each task card will display on the screen. Many QR code scanning apps are free!






$$4 + 4$$



$$5 + 7$$




$$6 + 9$$



$$7 + 6$$





$$8 + 7$$



$$3 + 9$$




$$8 + 3$$



$$2 + 9$$





$$1 + 8$$



$$8 + 4$$



$$4 + 6$$



$$7 + 7$$





$$3 + 4$$



$$5 + 8$$



$$7 + 3$$



$$9 + 8$$






$$1 + 7$$



$$2 + 6$$



$$4 + 9$$



$$6 + 8$$





$$18 - 9$$



$$13 - 7$$



$$14 - 5$$



$$17 - 9$$





13-5



15-6



10-6



12-6





$$16 - 8$$



$$13 - 9$$



$$12 - 4$$



$$14 - 7$$





$$16-7$$



$$15-5$$



$$14-8$$



$$12-7$$






15-8



11-4



11-8



10-9



Super Hero Addition



Name: _____ Date: _____

Write the sum from each task card in the matching box.

A

B

C

D

E

F

G

H

I

J

K

L

M

N

O

P

Q

R

S

T

Super Hero Addition



Name: _____ Date: _____

Write the sum from each task card in the matching box.

A 8

B 12

C 15

D 13

E 15

F 12

G 11

H 11

I 9

J 12

K 10

L 14

M 7

N 13

O 10

P 17

Q 8

R 8

S 13

T 14

Super Hero Subtraction



Name: _____ Date: _____

Write the sum from each task card in the matching box.

A

B

C

D

E

F

G

H

I

J

K

L

M

N

O

P

Q

R

S

T

Super Hero Subtraction



Name: _____ Date: _____

Write the sum from each task card in the matching box.

A	9
----------	----------

B	6
----------	----------

C	9
----------	----------

D	8
----------	----------

E	8
----------	----------

F	9
----------	----------

G	4
----------	----------

H	6
----------	----------

I	8
----------	----------

J	4
----------	----------

K	8
----------	----------

L	7
----------	----------

M	9
----------	----------

N	10
----------	-----------

O	6
----------	----------

P	5
----------	----------

Q	7
----------	----------

R	7
----------	----------

S	3
----------	----------

T	1
----------	----------

Thank you for purchasing my product! I hope you and your students enjoy using it. For more information about how I use this and other products in my classroom, check out my [blog](#) or [Facebook page](#). To see products like this, visit my [TpT store](#).

Terms of Use:

This product is intended for single classroom use only. Distribution of this product is strictly prohibited. All rights reserved by author.



Clip art and fonts by:

