




Andrews Memorial PS - topic planner summary P2

LITERACY	NUMERACY	ICT	WORLD AROUND US	PDMU	PE
<p>Talking & Listening</p> <ul style="list-style-type: none"> Listen to a range of stories Talk about your work – models you’ve built, pictures you’ve drawn, stories you’ve read, sentences you’ve written etc Phonics – revise sounds from March & April oy/oi, ee/ea, er/ir/ur, ow/ou and oa. <p>Reading</p> <ul style="list-style-type: none"> Read a range of texts using the books you have at home, Oxford Owl and Top Marks (link below) Share a range of books with adults Read together at home ‘All about the Titanic’ and ‘The Titanic – order of events’ 	<p>Mental Calculations</p> <p>- Adding and subtracting within 20. Quick fire recall facts.</p> <p>Understanding Number</p> <p>Doubles → 20 0+0= 0 1+1=2 2+2=4 3+3=6 4+4=8 5+5=10 6+6=12 7+7=14 8+8=16 9+9=18 10+10=20</p> <p>Answers to doubles will always be an EVEN number. Awareness answers are counting in 2’s</p> <p>Extension to 30 Resources on website</p>	<p>Titanic (Remember to keep safe when working online)</p> <ul style="list-style-type: none"> Create pictures of the Titanic using the computer or tablet. Use the internet to find information about the Titanic. Can you make these online jigsaws? (Easy – 6 pieces) https://www.jigsawplanet.com/?rc=play&pid=1a4f5f654b38 (A little hard – 18 pieces) https://www.jigsawplanet.com/?rc=play&pid=06d11494d902 (Hard- 20 pieces) https://www.jigsawplanet.com/?rc=play&pid=1a634b803b23 	<p>Titanic</p> <ul style="list-style-type: none"> Make your own window from the Titanic. Use a paper-plate or some cardboard at home to create a porthole. What can you see?  Role play in small world play or in the “dining room”. Get creative in the kitchen and make some Titanic-themed foods.  Investigate floating and sinking. Use 	<p>Feelings:</p> <p>Talk with your family about how you are feeling. Look at the BBC Bitesize page on feelings.</p> <p>Teach your family one of our favourite songs from school ‘This is how I’m feeling’.</p> <p>https://www.youtube.com/watch?v=AR_Ti_gVAiw&feature=youtu.be</p>	<p>Spend plenty of time outside!</p> <p>Games Explore different ways of moving.</p> <p>Practise running, skipping, jumping and hopping.</p> <p>Practise balancing and climbing.</p> <p>For wellbeing and general positivity we would encourage dancing to your favourite songs.</p>

Andrews Memorial PS - topic planner summary P2

<p>Writing</p> <ul style="list-style-type: none"> Keep practising your handwriting. Maybe this week you could write your full name using the garden writing template. <p><u>Written Activities:</u></p> <ul style="list-style-type: none"> Lookout! ICEBERG activity Morse Code – Secret Messages Phonics Revision Passenger Dress Code 			<p>different materials like tinfoil and Lego to create a boat. How many pennies can it hold before it sinks?</p>  <ul style="list-style-type: none"> Morse code messages. Can you create messages for friends and family? 		
<p> </p>					
<p>www.topmarks.co.uk Useful for recapping phonics sounds with fun games.</p> <p>https://www.topmarks.co.uk/english-games/5-7-years/stories Some lovely stories to read along with or just enjoy listening.</p>	<p>www.topmarks.co.uk : Useful for numeracy games, ordering numbers, counting activities, shape and space games, etc.</p> <p>www.whiterosemaths.com This website provides useful, practical ideas for all areas of the Mathematics and Numeracy curriculum. <i>Once again, please remember that our P2 in NI is Year 1 on many websites.</i></p>				<p>www.bbc.co.uk/superheroes</p> <p>The Body Coach on Youtube. Link to one short video below. https://www.youtube.com/watch?v=d3LPrh10v-w</p> <p>Go noodle clips from Youtube. One of our favourites: https://www.youtube.com/watch?v=KhfkYzUwYFk</p>

Andrews Memorial PS - topic planner summary P2